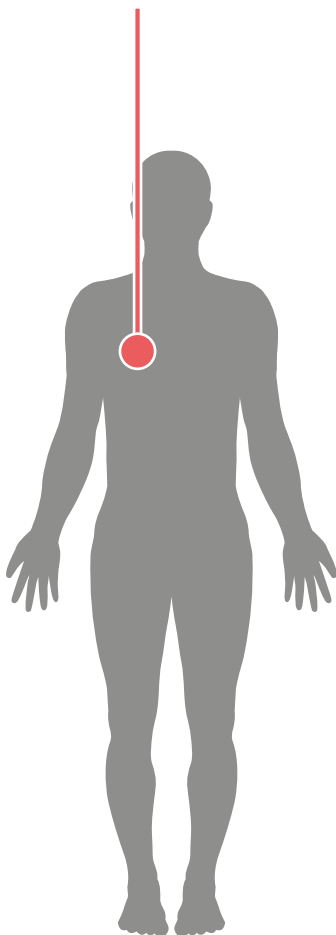


Get Well Soon

Helping you to make a speedy recovery after breast-conserving surgery

Breast surgery
Lumpectomy



Contents

| | |
|--|----|
| Who this leaflet is for | 2 |
| What to expect after the operation | 3 |
| Things that will help you recover more quickly | 5 |
| Returning to work | 7 |
| Planning for your return | 8 |
| Driving | 9 |
| Recovery tracker | 10 |
| After you get home | 14 |
| Keeping well | 16 |
| Website links | 17 |

This leaflet is a guide to recovering from lumpectomy of the breast. It does not provide specific medical advice or diagnosis, nor does it give advice about whether you should consent to an operation. All of these matters depend on individual medical advice from your consultant surgeon based on your own health, medical condition and personal circumstances.

Get Well Soon

Helping you to make a speedy recovery after lumpectomy

Who this leaflet is for

Print instructions:

To print this document click once on the print icon in your Acrobat Browser, or go to File, then Print on the drop down menu.

To print only one page, select the page number you want in your print menu, usually under 'options' or 'preferences' depending on the printer type.

To save ink, select the 'draft' option.

This leaflet is for anyone who is recovering from, or who is about to undergo, lumpectomy or breast-conserving surgery for breast cancer. It should be read in conjunction with any other information you have already been given about your procedure.

The technical term for your breast operation is wide local excision. This is how your surgeon and other health professionals who are helping you may refer to it. The operation involves removal of the lump or abnormal area and a small amount of the normal tissue around it, whilst conserving the breast shape. When you have a lumpectomy, most women will usually be offered surgery to remove some or all of the lymph nodes in the armpit (axilla) on the same side. The extent of your surgery will influence how quickly you recover.

Most women undergo surgery followed by either radiotherapy, chemotherapy, anti-hormone tablets or any combination of these. After lumpectomy, almost all women with invasive breast cancer will be offered radiotherapy. Some studies have shown benefit in giving anti-hormone tablets or chemotherapy before surgery to reduce the size of the lump, allowing it to be more easily removed. However, your individual treatment plan will be discussed at multidisciplinary team meetings with all the specialists involved in your care; they will make recommendations together and then discuss these treatment options with you. You may also be asked if you would like to take part in national clinical trials; these studies help researchers to develop better treatments and improve outcomes for patients in the future.

Every individual has different needs and recovers in different ways – so not all the advice in this leaflet will be suitable for everybody. This leaflet offers broad guidelines for people who do not have any complications with their surgery, and whose job is not physically demanding.

Everyone who undergoes a lumpectomy should have an allocated contact at the hospital (a key-worker or breast care nurse specialist) who helps to coordinate all aspects of care. They will help you make the right choices for a safe and speedy recovery.

Your surgeon, general practitioner (GP) and other healthcare professionals will also offer you a lot of very good advice – but ultimately it's you that has to make the decisions about your care.

Knowing what to expect after the operation can help you to make a quicker recovery and get back to enjoying the best possible quality of life. In the pages that follow, you'll find information that will help you do that. A diagnosis of breast cancer can provoke a wide range of feelings and emotions; these can be frightening and difficult to deal with. This leaflet also includes web-links to other sources of valuable information.

Get Well Soon

Helping you to make a speedy recovery after lumpectomy

What to expect after the operation

Pain relief

Some painkillers, such as those containing codeine, may cause constipation, so it's important to get plenty of fibre in your diet while you are recovering. Fresh fruit and vegetables will help to keep your bowels moving regularly. Lactulose may also be useful.

There will be some variation both in the extent of each individual patient's surgery and their body's response to it; patient recovery programmes may therefore vary.

Scar

Your scar will usually be discussed with you before your operation. It is normally placed within the bra line so is not visible when you are wearing clothes. Scars may be raised, red or swollen at first, but should gradually settle and will fade over time.

Dressings

After your operation, the scar will be covered with a waterproof dressing. It is wise to keep the dressing dry for the first 48 hours, then you may shower or bathe as normal, but try not to soak the dressing. The scar will need to remain covered for 7–10 days.

Wounds can weep a little and the dressing may need to be changed. If this is the case, or if you have any other wound problems, the ward staff, your local dressing clinic, or your breast care nurse will be able to advise you on how to manage this.

Once your dressing is removed, avoid rubbing soap or shower gel directly onto your wound. Pat the scar dry with a soft towel. Do not pick any scabs that form as they are protecting the new tissue growing underneath.

Stitches

Most lumpectomy scars have dissolvable stitches that do not need to be removed. However, if you have stitches that do need to be removed, this is usually done around 7–10 days after your operation by a nurse in your own home, or by a nurse at your local clinic or treatment centre. Your hospital should already have given you advice about how your wounds are closed and how to care for them.

Discomfort

Following a lumpectomy, tingling and mild pain around the scar are common complaints during the first few days. Your surgeon may have put some local anaesthetic on your wound during surgery so you may not have any pain initially; you will have been given some simple pain-relieving tablets while you are on the ward and also to take home. Remember to take them as prescribed, for as long as required.

At 4–6 weeks, the breast may still feel firm. This is usually where the fat in your breast has become hard; it is nothing to worry about and should settle and soften over time.

Get Well Soon

Helping you to make a speedy recovery after lumpectomy

What to expect after the operation

Swelling or heaviness of the breast

In the first few weeks after surgery, sometimes clear or pink-stained fluid can collect under the skin as a swelling (seroma). You may also develop bruising; this will slowly fade, although sometimes a hard, tense bruise can form (haematoma).

If either a seroma or a haematoma does develop, it can be uncomfortable and give you a heavy feeling in your breast. Both of these can be dealt with in a straightforward way. Contact your breast care nurse and she will be able to advise you; otherwise speak with your GP for further advice.

Hollowing

After a lumpectomy, you may experience a hollowing under the skin where the tissue has been removed. This is often called a defect; it is not harmful but it may bother you. If you are concerned about it, speak with your breast care nurse or surgeon who will be able to advise you.

Wearing clothes after a lumpectomy

When you go home you can wear a supportive, sports-style bra. You can also wear it at night if you find this more comfortable.

Feeling tired or emotional

If you feel tired or emotional in the days and weeks after your operation, try not to worry – this is a quite normal reaction that many women experience. A diagnosis of breast cancer can provoke a wide range of feelings and emotions; these can be frightening and difficult to deal with. Your breast care nurse specialist, surgeon and GP will be able to offer you sources of help and support. As your physical activity levels improve, you will steadily start to feel less tired and as time goes on you will feel less anxious.

Get Well Soon

Helping you to make a speedy recovery after lumpectomy

Things that will help you recover more quickly

If you live alone and don't have family or friends living close by, organise support in advance – if possible, have family or friends come to stay with you for the first couple of weeks after surgery.

Eat healthily

A healthy balanced diet containing a variety of foods, including plenty of fresh fruit and vegetables, will help to ensure that your body has all of the nutrients it needs to heal.

Stop smoking

By not smoking – even if it's just for the time before your operation and while you're recovering – you immediately start to improve your circulation and breathing, not to mention a whole list of other benefits to the heart and lungs.

Family and friends

Family and friends can give you two important things:

- Practical help - with the tasks you might temporarily be unable to do while you recover – such as driving, cleaning, the weekly shop or lifting heavier items.
- Emotional support – it is important to talk to your family and friends about how you feel. Sharing your concerns with close friends and family can help your recovery.

Keep a routine

Get up at your normal time in the morning, get dressed and move about. If you get tired, rest later.

Exercises

Your surgeon or breast care nurse may recommend shoulder exercises as part of your recovery; these will stop your shoulder getting stiff. If so, it is important to continue these at home for as long as you are advised. It is possible that some patients may also need to receive additional outpatient physiotherapy follow-up.

Get Well Soon

Helping you to make a speedy recovery after lumpectomy

Things that will help you recover more quickly

Preventing blood clots

Measures to prevent clots in the leg need to be taken following lumpectomy, sometimes continuing for up to 6 weeks. A range of options is available and your surgeon will advise on what is best for you. A TED stocking is often used following the operation; either above- or below the knee.

Build up gradually

Have a go at doing some of the things you'd normally do, but build up gradually. Obviously, everyone recovers at different speeds, so listen to what your body is telling you.

As you build up your activities, you may feel more tired than normal. If so, stop and rest until your strength returns. If you feel pain, you have probably just overdone it a little. Ease back and then gradually increase again. If you are concerned about anything, consult your GP or contact your breast care nurse.

Get Well Soon

Helping you to make a speedy recovery after lumpectomy

Returning to work

You do not need your GP's permission to go back to work – this is ultimately your decision, but listen to the advice offered to you.

Fact: Work can be part of your recovery

Everyone needs time off to recover after an operation – but too much of it can stand in the way of you getting back to normal. Getting back to your normal routine when you are physically and emotionally ready for it can actually help you recover more quickly.

Getting back to work

How quickly you return to work very much depends on a number of things:

- Whether you need further surgery or other treatment, such as radiotherapy or chemotherapy.
- How you heal.
- How you respond to surgery.
- The type of job you do.

How soon can I go back?

There are no rules – every person recovers differently and has different needs.

After 1–2 weeks, you will return to the clinic to see the surgeon and breast care nurse for your histology (cancer) results. You may need further surgery, radiotherapy, chemotherapy, anti-hormone treatment, or nothing more. What you need will influence how soon you can return to work. Some women choose to remain off work for the full duration of treatment. You may wish to try to do some work between treatments, or to visit work and keep in touch with your work friends and colleagues. This may help to maintain your confidence and make returning to work easier.

In the first instance, your surgeon and breast care nurse will help you work out what is right for you, and if your employer has an occupational health nurse or doctor, they will also be able to advise you. Alternatively, your GP can give you advice, but ultimately, it's your decision when you decide to go back.

Get Well Soon

Helping you to make a speedy recovery after lumpectomy

Planning for your return

3 golden rules for a speedy recovery:

Stay active.
Keep a normal daily routine.
Keep social contact with people.

Confidence

It will take you a little while to regain your full confidence when you go back to work. You may be slower than normal at first, so don't take on too much responsibility too soon. Don't be too hard on yourself about this - it's perfectly normal and you'll start to get back up to speed after a few days.

Talk with your Occupational Health Service or GP to work out when and how is best for you to return to work. It is best to see your occupational health service once you have an idea of what your treatment plans are going to be, rather than waiting until all your treatment is finished. This allows you to discuss all the options with them and will help your employer plan for any adjustments that are needed while you recover. Cancer is considered a disability under the Equality Act; employers therefore have a duty to make reasonable adjustments to help you return to work.

Depending on the nature of your job, while you recover your full strength, you might want to ask your employer about returning to work on lighter duties, working from home, or working shorter hours at first. Most employers will be happy to accommodate your needs. Lighter duties might mean:

- Spending more time sitting, rather than standing for extended periods, or doing lots of walking.

- Doing work that is mostly paperwork, using a computer or telephone.
- Not carrying more than around 5 kg any significant distance.
- Avoiding tasks such as prolonged loading or unloading, packing or unpacking.

If you have an HR Department at work, they will be able to advise you regarding sick pay or any other benefit you may be entitled to during your time off. Alternatively, talk directly with your employer.

Get Well Soon

Helping you to make a speedy recovery after lumpectomy

Driving

Ultimately, it is your responsibility to ensure that you are in control of the vehicle at all times and to feel confident that you would be able to demonstrate this, if asked.

Your insurance company should be informed about your operation. Some companies will not insure drivers for a number of weeks after surgery, so it's important to check what your policy says.

There are no hard and fast legal rules about when you can drive after lumpectomy, and some patients may be fit to drive earlier than others. It is important to follow your doctor's advice, and the views of your insurance provider. Your doctor's decision will depend on a number of things including: wound care considerations, such as the position and extent of your wound, your personal health and medical condition, and your personal circumstances, such as whether you are a Group 1 (car or motor cycle) or Group 2 (bus or lorry) licence holder.

Before resuming driving, you should be comfortable in the driving position and able to control your car safely, including freely performing an emergency stop without damaging your operation wound. You will need to be fully recovered from your surgical procedure, and free from the distracting effect of pain, or the sedative or other effects of any pain-relief medication you may be taking, so that you can concentrate fully on driving.

It is advisable not to restart driving with a long journey.

Notifying the Driver and Vehicle Licensing Agency (DVLA)

After lumpectomy, you do not need to notify the DVLA. However, higher medical standards are required if you hold a Class 2 licence, so for reasons of safety and comfort, your doctor may advise some drivers to delay driving for a little longer. You should also speak with your employer.

Get Well Soon

Helping you to make a speedy recovery after lumpectomy

Recovery tracker

| Days Post Op | How you might feel | Things you can do safely | Traffic light | Fit to work? |
|--------------|--|---|---|--------------|
| 1–2 days | <p>You will normally leave hospital the same day, or the following morning. You will have mild pain at the site of the scar. Find a comfortable non-underwired, sports-style bra; you can wear this at night too, to help support the breast.</p> <p>You will feel more tired than normal. Take things easy.</p> | <ul style="list-style-type: none"> • Get up, get dressed, move around. • Eat and drink as normal. • Do the shoulder exercises if you have been given them. • If you feel tired, rest for a while and try moving around again later. |  | No |
| 3–7 days | <p>There should be less pain in and around your scar. You'll get tired more quickly than you did before the operation.</p> | <ul style="list-style-type: none"> • Continue as days 1–2. • Try to go for a walk at least once a day. If you have a dog and need to hold its lead, walking alone may be difficult if you have shoulder pain, or if you have had surgery to the armpit, so consider walking with a friend. • You may still occasionally need to take a mild painkiller at this time. • Check you do not have swelling or bruising at your wound site. |  | No |

When can I have sex?

For many women, being able to have sex again is an important milestone in their recovery. There are no set rules or times about when it's right to do so other than whether it feels OK to you – treat it like any other physical activity and build up gradually.


specific print instructions:

To print only this section of the document click once on the print icon in your Acrobat Browser, or go to File, then Print on the drop down menu. Then select pages 10 to 13 in your print menu, usually under 'options' or 'preferences' depending on the printer type.

Get Well Soon

Helping you to make a speedy recovery after lumpectomy


Recovery tracker

| Days/Weeks Post Op | How you might feel | Things you can do safely | Traffic light | Fit to work? |
|--------------------|--|---|---|--------------|
| 8–13 days | You'll probably be able to do most things as normal most of the time, but you will still get tired. You might start to feel anxious about your results appointment – this is normal. | <ul style="list-style-type: none">• Continue to build up the amount of activity you're doing towards your normal levels and keep up with the shoulder exercises if required.• Some women may want to try working from home at this point. Shoulder pain and armpit surgery may make it difficult to use a computer keyboard or even hold a telephone, so don't try to do too much at this stage. |  | No |

Get Well Soon

Helping you to make a speedy recovery after lumpectomy


Recovery tracker

| Days/Weeks Post Op | How you might feel | Things you can do safely | Traffic light | Fit to work? |
|--------------------|---|---|---|---|
| 14+ days | <p>You should be feeling physically stronger each day.</p> <ul style="list-style-type: none"> You should have had your follow-up appointment, had your scar checked, got your results back, and have discussed your treatment plan with your surgeon and breast care nurse. Most women are offered breast radiotherapy following lumpectomy, but not always. If you require more surgery, your surgeon will discuss what further surgery is needed and when. If you require radiotherapy, you will meet the specialist team and discuss your treatment. If you require chemotherapy, you will be referred to the specialist teams for discussion about your treatment. Sometimes you may need both chemotherapy and radiotherapy. If this is the case, you will be given chemotherapy first. If you require anti-hormone treatment only, or even no further treatment, you can discuss with your GP and employer about planning a return-to-work date. | <p>Keep up your shoulder exercises if you were asked to do them and keep up your walking.</p> |  | <p>Thinking about it; many women will be able to return to work in a management or light administrative role at this stage, starting with reduced hours while they settle in and regain fitness and confidence. Shoulder and arm symptoms may make it difficult to do some physical tasks, particularly heavy lifting or reaching. You should discuss adjustments to duties with your employer if you wish to return to work now.</p> |

Get Well Soon

Helping you to make a speedy recovery after lumpectomy

Recovery tracker

| Days/Weeks Post Op | How you might feel | Things you can do safely | Traffic light | Fit to work? |
|--------------------|---|---|---|--|
| 6 weeks | Check your shoulder and arm movements are back to normal; if you have a stiff shoulder you will need to contact your GP, breast care nurse or surgeon. You may need to be referred to the physiotherapy team for additional help and exercises. | If you work, it's your decision when you decide to go back, but if you're off for too long, there's a risk of developing problems to do with anxiety, isolation and lack of confidence. These could affect your quality of life in the long-term. Talk with your GP about how best to avoid this becoming a problem for you or have a chat with your occupational health doctor or nurse and employer about a gradual return. |  | <p>Yes; although a few women may have problems with arm pain or swelling. They won't be harmed by work but may have difficulties reaching or with heavy lifting. A temporary change to lighter physical work and shorter hours can help.</p> <p>It is common to feel tired towards the end of radiotherapy treatment and for a few weeks afterwards. Consider working reduced hours or fewer days for this period.</p> |

Get Well Soon

Helping you to make a speedy recovery after lumpectomy

After you get home

| Day | Got up at ... am | Activities: eg, shoulder exercises/ walked for ... mins | How much rest I needed | What times I needed to rest | Went to bed at ... pm | How have I been feeling? Any pain? Emotional feelings? | What do I want to achieve tomorrow? |
|-----|------------------|---|------------------------|-----------------------------|-----------------------|--|-------------------------------------|
| 1 | | | | | | | |
| 2 | | | | | | | |
| 3 | | | | | | | |
| 4 | | | | | | | |
| 5 | | | | | | | |
| 6 | | | | | | | |
| 7 | | | | | | | |

Keeping a track of what you've achieved each day will help you to stay positive and get back to enjoying your normal life more quickly.

specific print instructions:

To print only this section of the document click once on the print icon in your Acrobat Browser, or go to File, then Print on the drop down menu. Then select pages 14 to 15 in your print menu, usually under 'options' or 'preferences' depending on the printer type.

Get Well Soon

Helping you to make a speedy recovery after lumpectomy

After you get home

| Day | Got up at ... am | Activities: eg, shoulder exercises/ walked for ... mins | How much rest I needed | What times I needed to rest | Went to bed at ... pm | How have I been feeling? Any pain? Emotional feelings? | What do I want to achieve tomorrow? |
|-----|------------------|---|------------------------|-----------------------------|-----------------------|--|-------------------------------------|
| 8 | | | | | | | |
| 9 | | | | | | | |
| 10 | | | | | | | |
| 11 | | | | | | | |
| 12 | | | | | | | |
| 13 | | | | | | | |
| 14 | | | | | | | |

Remember, take a step-by-step approach to getting better, and build up your activities in small stages. Don't push yourself too far too fast. If you're concerned about anything, or if you feel you're not making progress fast enough, ask your surgeon or call your GP.

Get Well Soon

Helping you to make a speedy recovery after lumpectomy

Keeping well

Because of your operation, the chances are you'll be a lot more aware of your body and how it works.

Right now is a really good time to build on the knowledge you've gained and make small changes to your lifestyle that can prevent you from experiencing certain health problems in the future. You can do this by:

- Improving your diet – a healthy diet contains a variety of foods, including fresh fruit and vegetables, starchy foods (such as rice, pasta and potatoes) and some protein-rich foods (such as meat, fish, eggs, lentils and beans). A healthy diet is also low in fat (especially saturated fats), salt, and sugar and limits alcohol consumption.
- Any exercise – even if it's just a few short walks each day – really will make a difference to your health.
- Quit smoking - NHS Stop Smoking Services are one of the most effective ways to stop for good – and they're free. Your doctor will be happy to help you.

Holidays and travel

Getting travel insurance following surgery can sometimes be difficult, so it's best to shop around for a good deal. The [Macmillan website](http://www.macmillan.org.uk/) (<http://www.macmillan.org.uk/>) lists a number of companies that are prepared to offer insurance.

Holidays and travel are not a problem, but it is important to delay them until your wounds are healed and any other treatment is complete; bear in mind radiotherapy and chemotherapy will impact on travel plans. Check with your breast care nurse or doctor.

If you do travel in the weeks following surgery, take sensible precautions: keep well hydrated, avoid alcohol, wear flight socks and try to keep as mobile as you can during flights.

If you are taking tamoxifen tablets as part of your treatment, these precautions are particularly important.

If you are planning a long-haul flight, take advice from your doctor or breast care nurse as you may well need to take additional precautions.

Travelling within the European Union is probably easier than elsewhere in the world, mainly because you can access any emergency treatment that you need – provided that you have a European Health Insurance Card (EHIC). However, it's important to remember that this does not cover you for the cost of having to be flown home under medical supervision after emergency treatment, which is an expense you will have to cover yourself. Also, the emergency cover provided is only to a level given to the people resident in that country.

Get Well Soon

Helping you to make a speedy recovery after lumpectomy

Website links

The internet's a great thing – anything you want to know is there for you at the click of a mouse, but do be careful about the way you use it when it comes to getting information about your health. It's hard to know which sites to trust and none of them can tell you anything that's specific to your individual medical needs.

If you do want to know more about your operation, recovery or return to work, here is a list of trusted websites that offer safe, sensible, useful information:

[Royal College of Surgeons of England](http://www.rcseng.ac.uk/)
<http://www.rcseng.ac.uk/>

[Association of Breast Surgery](http://www.associationofbreastsurgery.org.uk/)
<http://www.associationofbreastsurgery.org.uk/>

[Breast Cancer Care](http://www.breastcancercare.org.uk/)
<http://www.breastcancercare.org.uk/>

[Breast Cancer Campaign](http://www.breastcancercampaign.org/)
<http://www.breastcancercampaign.org/>

[Breakthrough Breast Cancer](http://www.breakthrough.org.uk/)
<http://www.breakthrough.org.uk/>

[Macmillan Cancer Support](http://www.macmillan.org.uk/)
<http://www.macmillan.org.uk/>

[Cancer Help provided by Cancer Research UK](http://www.cancerhelp.org.uk/)
<http://www.cancerhelp.org.uk/>

[NHS Stop Smoking Service](http://smokefree.nhs.uk/)
<http://smokefree.nhs.uk/>

[NHS Choices](http://www.nhs.uk/Pages/Homepage.aspx)
<http://www.nhs.uk/Pages/Homepage.aspx>

[Department for Work and Pensions](https://www.gov.uk/government/organisations/department-for-work-pensions)
<https://www.gov.uk/government/organisations/department-for-work-pensions>

[GOV.UK](https://www.gov.uk/)
<https://www.gov.uk/>

[DVLA - Driver and Vehicle Licensing Agency](https://www.gov.uk/browse/driving/disability-health-condition)
<https://www.gov.uk/browse/driving/disability-health-condition>

Call 111 for nonemergency medical advice